



# HOW TO USE AND REUSE MERCURY



**use mercury  
carefully**



**Global Mercury Project**



**Less Mercury, More Gold and Better Health**





MERCURY IS  
POWERFUL

MERCURY CAN GRAB  
TINY PIECES OF GOLD

BUT

MERCURY CAN MAKE  
PEOPLE SICK



MERCURY IS DANGEROUS

BURN OUTSIDE

BURN AWAY  
FROM PEOPLE

NO WOMEN  
OR KIDS  
NEARBY


***USE RETORTS***  
MERCURY VAPOUR IS  
DEADLY





**DON'T  
AMALGAMATE  
IN RIVERS**

**OR NEAR ANY OPEN  
WATER**



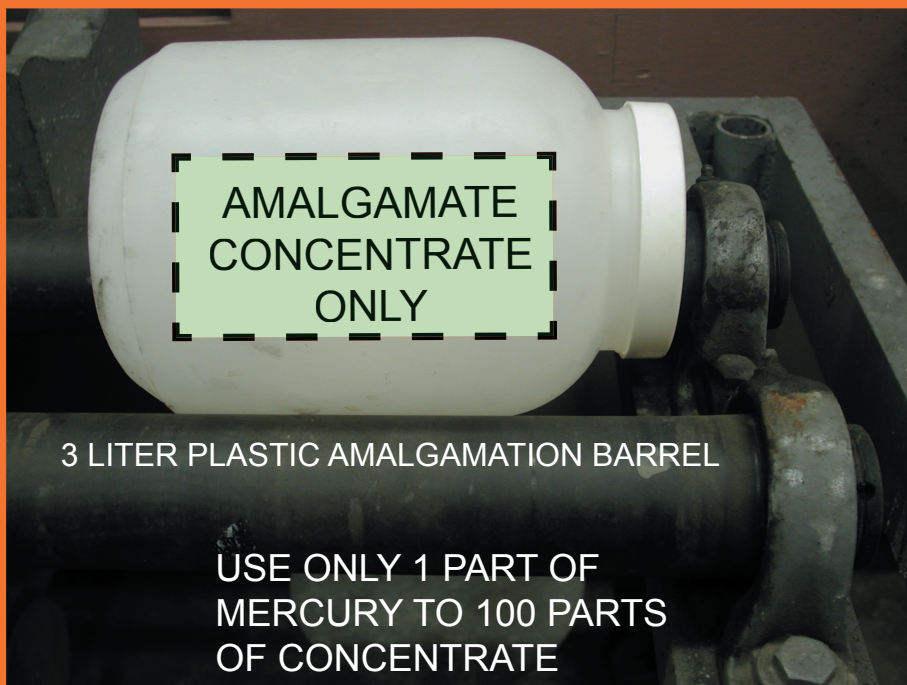
**USE IT CAREFULLY**

**ALWAYS USE  
AMALGAMATION  
PONDS**

**PONDS TRAP  
SPILLED  
MERCURY**








# AMALGAMATION BARRELS

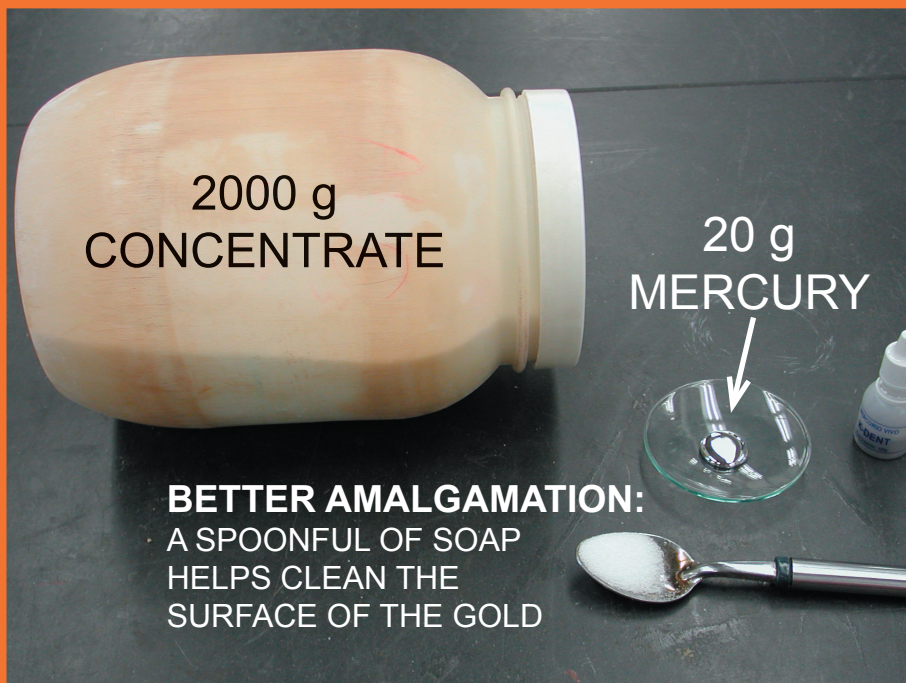
AVOID  
AMALGAMATING  
WITH YOUR  
HANDS

AMALGAMATION  
BARRELS USE LESS  
MERCURY AND SAVE  
MONEY

HAND AMALGAMATION  
IS VERY INEFFICIENT







## USE LESS MERCURY

RUBBER BALLS  
OR STEEL  
CHAINS INSIDE  
THE BARREL  
MAKE THE  
MIXING BETTER





## ACTIVATED MERCURY WORKS BETTER

ONE SPOONFUL OF  
SALT PER TALL GLASS  
OF WATER

USE A GLASS OR  
PLASTIC CONTAINER  
--NOT METAL!

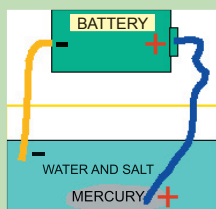


# ACTIVATE MERCURY

## ACTIVATE *JUST* BEFORE YOU AMAGAMATE

TAKES ONLY  
10 MINUTES

CONNECT THE  
POSITIVE WIRE TO  
THE MERCURY

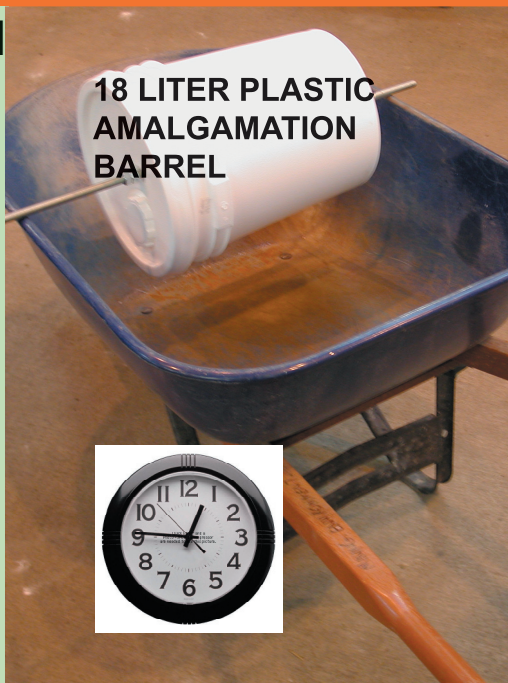




## AMALGAMATION NEEDS THE RIGHT TIME (30-45 MINUTES)

TIME TOO SHORT  
---NOT ALL GOLD IS  
GRABBED

TIME TOO LONG  
---MERCURY IS  
PULVERIZED AND  
GOLD ESCAPES



## USE LESS MERCURY

USE AN  
ELUTRIATOR  
TO GET THE  
AMALGAM  
FROM THE  
CONCENTRATE

PANNING IN A WATER  
BOX ALSO WORKS  
GOOD








GOOD  
SQUEEZING  
CAN CUT THE  
AMOUNT OF  
MERCURY IN  
AMALGAM  
IN HALF

BURNING AMALGAM IS  
FASTER

BURNING USES LESS  
FUEL




## MERCURY SMOKE IS

HOT FIRES  
BURN  
MERCURY  
BETTER

USE BELLOWS OR  
BLOWERS WITH  
BONFIRES



BELLOWS

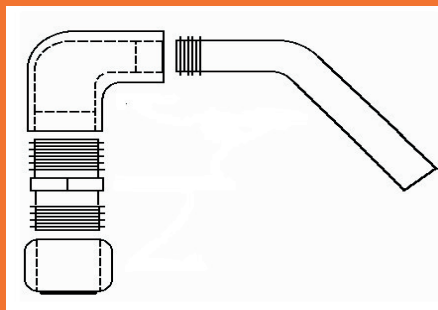



PACK CHARCOAL AROUND RETORT





YOU CAN  
MAKE  
RETORTS FROM  
WATER PIPES



## THE BIGGEST DANGER

STOVES  
INCREASE  
TEMPERATURE  
AND MAKE  
BURNING  
FASTER



CONDENSED  
MERCURY  
RECOVERED  
IN WATER





## YOU CAN MAKE RETORTS FROM KITCHEN BOWLS


CUT A HOLE THE SIZE  
OF A METAL  
CUP IN A STEEL OR  
ENAMEL KITCHEN BOWL

PUT A STAINLESS STEEL  
OR ENAMEL CUP INTO  
HOLE TO GET A NICE  
YELLOW GOLD




# KITCHEN BOWL RETORT

COVER WITH  
GLASS OR  
METAL BOWL  
AND SEAL WITH  
WET SAND



MERCURY IS TRAPPED  
BY THE COVER-BOWL  
AND SAND







## PAN THE SAND TO RECOVER YOUR MERCURY

THIS MERCURY IS  
BROKEN INTO LITTLE  
DROPS

USE THE BATTERY AND  
SALT TO PUT THE  
MERCURY TOGETHER  
AGAIN



## REUSE YOUR MERCURY

YOUR  
MERCURY IS  
NOW CLEAN  
AND READY  
FOR REUSE

NO NEED TO BUY NEW  
MERCURY!





# **PROTECT your children's future**



**BURN MERCURY OUTSIDE  
AWAY FROM WOMEN AND KIDS**

